

Edition for Home Use

英語版

Separation and Disposal of Household Garbage and Resource Materials



—Oyama City's mascot for separated collection of garbage—

Environmental Protection Section,
Department of Civil Affairs, Oyama City Office

☎0285-22-9276・22-9286

<http://www.city.oyama.tochigi.jp/>

Created: April 1, 2016

Aiming to Make Oyama a City That Recycles

Oyama City has adopted a seven-waste segregation system as of October 1996, and it enables recyclables that had until then been incinerated or placed in landfill sites to be added to the recycling route. In order to keep Oyama clean and beautiful for the next generation, we must utilize the limited resources effectively. Thank you for your cooperation in reducing waste and recycling resources.



3 Rs for Reducing Waste

REDUCE

* First of all, reduce garbage!

It is wise to buy things that don't increase the amounts of trash and avoid buying any unnecessary items when shopping. It is also good to develop methods that enable less trash to be disposed of.

REUSE

* Second, try using things repeatedly!

Why not consider using items for other purposes before throwing them away? There might also be someone else who would like to use it...

RECYCLE

* Lastly, let's utilize resources again!

Bottles, cans, plastic (PET) bottles, waste paper, old clothes, plastic containers, and tree cuttings

Let's proactively cooperate in our communities' recycling activities!



Prevention of Illegal Dumping




Disposal of waste without permission is subject to punishment by law. However, it is the responsibility of landowners or managers to properly dispose of illegally dumped garbage unless the individual who illegally dumped the garbage can be identified. In particular, individuals who manage or maintain undeveloped land on the sides of roads, parking lots, or forested land are requested to create an environment that makes it difficult for garbage to be disposed of illegally (by erecting netting or fencing) and to contribute to maintaining cleanliness.

Ban on Outdoor Incineration (Burning)

Burning of waste in fields is generally prohibited. Violation of this is subject to punishment. Complaints regarding smoke, ash, odors, etc., caused by such burning are increasing. In order to protect the environment and the health of residents, and also to address these complaints, we request that you please do not burn waste outside. Instead, place garbage in the correct collection location, and comply with regulations.

According to the Waste Management Law in Japan, individuals who violate these regulations are subject to "imprisonment of 5 years or less or a fine of 10 million yen or less, or both." If the violation is done by a corporation, that corporation is subject to a fine of 300 million yen or less.



Waste Reduction Promoters

Oyama City waste reduction promoters are “part-time special servicer providers” entrusted by the mayor of Oyama City from among the specialists recommended by each residents’ association in accordance with the “Waste Management and Public Cleansing Act.” Listed below are their main activities. For questions about household garbage, please consult your local waste reduction promoter.

Main activities

- Providing guidance and responding to requests for proper methods of garbage disposal and management for the users of the collection location
- Promoting activities regarding separation and reduction of waste for the users of the collection location
- Providing training and guidance to recyclable waste collection organizations
- Monitoring and providing guidance to discourage illegal dumping
- Applying for new construction or movement of collection locations

How to Use Garbage Collection Locations

Garbage collection locations installed in each area are governed by the residents’ association for management. Please ask your residents’ association about the place of the site you want to use. In addition, in order to take procedures for new construction, movement, or abolishment of garbage collection locations, or to apply for subsidies relating to site maintenance, application forms should be signed by both the chairperson of your residents’ association and the waste reduction promoter in their joint names. Please note the following points when using garbage collection locations.

Important points

★Please cooperate in keeping the collection location always clean!

- * The collection location may be abolished if it is poorly managed (not kept clean).

★Make sure to use the determined collection location!

- * Placing garbage in a different area may cause trouble for the local residents when the garbage is not collected because of different collection days.

★Observe the rules for disposal days and time!

Disposal times are set from 5:00 a.m. to 8:00 a.m.

- * Garbage disposed of on a different day mistakenly or at a delayed time will not be collected and will remain in the location. Also, depending on the amount of garbage or traffic conditions, the collection time may vary. Please make sure to place garbage **before 8:00 a.m.**
- * Garbage collection days may vary depending on the area you live in. Check the separate household garbage collection calendar for your district.



ルール違反

月 日 午前 時 分
午後 時 分

- 収集できないごみです！（粗大、処理困難、リサイクル対象、事業系）
- 分別誤りです。きちんと分けて出し直してください！
- 透明か白地系の半透明の袋で出してください！（色つきは不可）
- 収集日が変わります。〇の収集日に出してください！
- （可燃、不燃、プラスチック、燃集枝、可燃系資源、不燃系資源、有害）
- この収集所は（可燃・プラスチック・燃集枝）（資源と不燃系ごみ）だけです。
- ガス缶・スプレー缶は穴をあけて出してください。
- びん・缶類は袋から出して、コンテナに入れてください。
- （新聞・段ボール）（びん・缶・ペット）収集後に出されました。

ルール違反のごみは排出者の責任で処理をお願いします。
また、収集所の管理は利用者の方々をお願いします。
整理整頓をしていつもきれいに使しましょう。

小山市環境課 ごみ対策係 TEL 22-9276・9286

*** このシールが貼られたままでは出せません**

★Follow garbage sorting rules!

- * If the garbage is separated incorrectly, it will not be collected and will be considered a violation of regulations. In case your garbage was not collected, please take it home and put it out again on the correct day after separating it properly. Regarding uncollectable garbage, see the “Garbage separation list” from page 15, and follow the correct processing method.
- * When taking the garbage out again, be sure to remove the “regulation violation sticker” before doing so.

Combustible Garbage

Twice a week / day of the week

Garbage collection is performed on holidays as well.


How to take out garbage

Please place it into transparent bags or white semi-transparent bags and take it out to the "Combustible garbage collection location."

★Take your garbage out by 8:00 a.m. on the garbage collection day. Garbage that was put out after the collection time cannot be collected.


Main types

*Collectable garbage appropriate for combustion must be less than 50 cm in length.

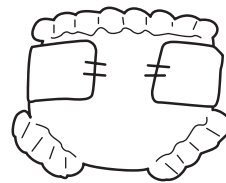


Fully drain it. Seashells, etc., are combustible garbage.

Kitchen garbage



Paper waste

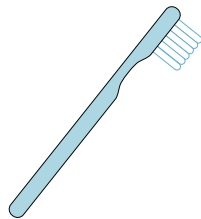


Human waste should be flushed down the toilet.


Disposable diapers



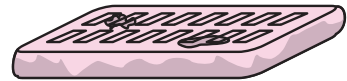
Plastic buckets



Toothbrushes



Sponges



They should be put into a plastic bag after being reduced to a size of less than 50 cm.

Bath mats

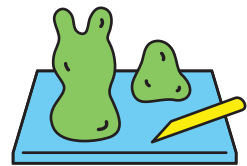


If the stuffed animal has batteries inside it, remove them and dispose of them as hazardous waste.

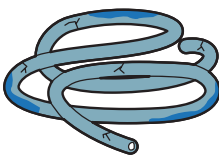
Cotton-filled products(clothing containing cotton, stuffed animals, cushions, etc.)



Portable cold insulators



Clay



Cut hoses to a length of 50 cm or less. Wire hoses are non-combustible garbage.

Leather/rubber products



Cup containers for noodles, etc. (made of paper)



The above are only examples.

Tree Cuttings

Once a month day of the th week

If the collection day falls on a holiday, **special garbage collection** will be performed on another day.

How to take out garbage

★Take your garbage out by 8:00 a.m. on the garbage collection day. Garbage that was put out after the collection time cannot be collected.

- Reduce the size as illustrated in the figure below (max.) before placing them in the “Combustible garbage collection location.”
- **Please use either hemp string or paper string to bundle items.**
(Avoid using plastic string as it is not recyclable.)
- Please bundle tree cuttings together and remove any foreign materials.
- If the disposal amount is large, please directly take it to the Nambu Sanitation Center (in Nogi Town).(1513-2 Ōaza Minami Akatsuka, Nogi Town; TEL. 0280-33-3310)
*Up to one truckload a day is acceptable (max. 2-ton truck). Two or more truckloads will be rejected. Residential certification is required when bringing waste.


Length: up to a max. of 50 cm



Stem diameter:
up to a max. of
10 cm



Length: up to a max. of 50 cm



Bundle diameter:
up to a max. of
30 cm



Important points

Plant litter listed in the table below is classified as combustibles because it cannot be chipped or composted.

Poisonous plants	Rose laurel, Japanese andromeda, ivy lacquers, etc.
Highly fibrous plants	Vine plants such as bamboo, palm and Japanese wisteria, etc.
Loose, small-sized plant waste	Wood chips, flowers, grass cuttings, fallen leaves, etc.
Diseased or pest-ridden plants	Pine weevils, trees with frog-eye disease, rotten trees, etc.
Wood materials, etc.	Fence wood, sawn timber, etc.

Also, please be aware that the following plant litter cannot be collected.

Plant litter that cannot be collected

- Tree cuttings with a radiation level that exceeds standards
- Items that are difficult to dispose of, such as tree roots and stumps
- Branches/wood containing metal such as nails



Plastic Container / Packaging (Pura Yōki)

Once a week day of the week

Garbage collection is performed on holidays as well.

What is a plastic container?



It is a container made of plastic that has a mark called a "Pura mark."

★Take your garbage out by 8:00 a.m. on the garbage collection day. Garbage that was put out after the collection time cannot be collected.

How to take out garbage

Wash out any dirt before disposing of it. * If it is dirty, it cannot be recycled. Please **do not use two layers** of bagging. * If the content is not visible through the bag, it cannot be recycled. Do not include dangerous products (knives, injection needles, lighters, batteries, etc.) in the bag. Please place it into transparent bags or white semi-transparent bags and take it out to the "Combustible garbage collection location." * Please take out products in which dirt cannot be removed even after being washed or products without a "Pura mark" as combustible garbage.

Main types

* A Pura-marked container **less than 50 cm** is appropriate for collection.



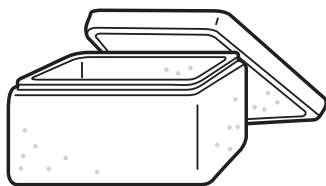
Plastic (PET) bottle labels/caps



Snack bags

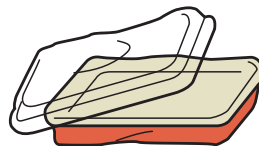


Egg packaging

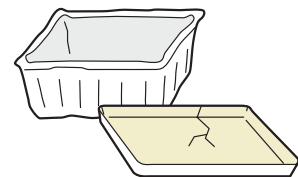


Cut into pieces if it is large.


Styrofoam



Lunch box containers



Trays



Paper lids are combustible garbage.

Cup containers for noodles, etc. (made of plastic foam/plastics)



Bottles of shampoo, etc.



The above are only examples.

Combustible Resource Materials (Paper/Clothes)

Once a month day of the th week

If the collection day falls on a holiday, **special garbage collection** will be performed on another day.

How to take out garbage

Please **separate garbage** and tie the garbage bags crosswise with a string, before placing it at the Non-combustible garbage collection location.


★Take your garbage out by 8:00 a.m. on the garbage collection day. Garbage that was put out after the collection time cannot be collected.

*In rainy weather, please tie the garbage crosswise with a string and put it into a transparent or white semi-transparent bags before taking it out.

*On collection days, garbage is collected twice at each collection location, with two kinds of garbage being picked up each time.


Items to be collected on the first cycle

Newspapers

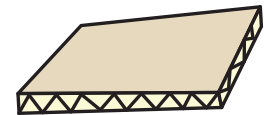


Please bundle fliers and newspapers together.

Corrugated cardboard



(How to distinguish corrugated cardboard)



The inside of the sheet has a wavy surface.

Items to be collected on the second cycle

* Newspapers and corrugated cardboard that were put out after the first cycle cannot be collected.

Magazines/other paper items



Magazines/books




Comic books



Clothing



Blankets



Empty boxes

If you find plastic parts attached, please remove them, and fold the box. It is acceptable to place them between magazines, etc.

Items containing cotton or sponges, etc., are classified as combustible garbage. (However, items that are 50 cm or longer on one side even after being folded are considered bulky waste.)

Non-combustible Waste Resources (Bottles, Cans, PET Bottles)

Twice a month day of the / th week

Collection does not take place on holidays.

How to take out garbage

★Take your garbage out by 8:00 a.m. on the garbage collection day. Garbage remaining in containers after collection will not be collected.

Rinse the inside out with water after removing the contents, take items out from the bag or box, and place them in the "Non-combustible garbage collection location."

They will not be collected if they are in a bag or a box.

*They will be collected in the form of bags only if containers are scarce.

Remove PET bottle labels and caps and put them out as plastic containers/packaging.

Bottles, cans, and PET bottles should be put into different containers.

*The collection day is the same as those above. PET bottles are collected during the first cycle, and bottles and cans during the second cycle.

How to dispose of PET bottles

- ① Rinse out the inside and allow them to dry.
- ② Crush them to reduce their size.
- ③ Place them in a container.



How to dispose of drink bottles/cans

- ① Rinse out the inside and allow them to dry.
- ② Do not crush them.
- ③ Place them in a container.

(Use the containers by piling them up unfolded.)

Items to be collected on the first cycle



PET bottles



Limited to the items for drink/seasoning use only (items with a "[PET]" mark). Dispose as combustible garbage if used for salad oil or if unclear even after being washed.



*PET bottle labels and caps are considered plastic containers/packaging.


Items to be collected on the second cycle

*PET bottles that were put out after the first cycle cannot be collected.



Empty bottles

Limited to drink bottles only.



Empty cans

Limited to drink cans only.

*Please dispose of open-mouthed cans such as cookie cans, tin cans and powdered milk cans as non-combustible garbage.

Non-combustible Garbage

Twice a month day of the / th week

Collection does not take place on holidays.

Pottery/porcelain and metal products are designated items.

How to take out garbage

Please place into transparent bags or white semi-transparent bags and place at the "Non-combustible garbage collection location."

★Take your garbage out by 8:00 a.m. on the garbage collection day. Garbage that was put out after the collection time cannot be collected.

Main types

* Collectable garbage appropriate for non-combustion must be less than 50 cm in length.




Pottery/porcelain



Tin cans, milk cans



Pots, pans, kettles



Glass waste



Umbrellas



Clocks, watches



The above are only examples.

Hazardous Waste

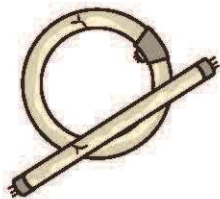
Once a month day of the th week

If the collection day falls on a holiday, **special garbage collection** will be performed on another day.

How to take out garbage

Sort into (1) ~ (5) as listed below, put into the corresponding transparent bags or white semi-transparent bags, and place at the "Non-combustible garbage collection location."

① Fluorescent lights



* Electric light bulbs should be disposed of as non-combustible garbage.

② Batteries



★ Take your garbage out by 8:00 a.m. on the garbage collection day. Garbage that was put out after the collection time cannot be collected.

* Types of garbage allowed to be disposed of for a special reason even when 50 cm or more in length



* Apply a label indicating the item is "waste."


Bicycles



* Be sure to remove batteries used for ignition.

Gas cooking stoves

③ Aerosol cans




Completely remove any contents before putting a hole in them using a nail or hole punch when performing disposal.

④ Lighters



Always remove any lighter fluid before disposing of lighters.

⑤ Small Household Appliances (must be less than 50 cm in length)



Clothing irons



Remove fluorescent lights or bulbs.

Lighting fixtures



Hair dryers



Dehumidifying dryers



Electric rice cookers



Be sure to remove the kerosene.

Stoves



Microwave ovens



Juicers, mixers



Vacuum cleaners



Pots, electric pots



Toaster ovens



Dishwasher dryers



Ventilation fans

Bulky Waste

- ① Drop-off (free of charge)
- ② Prior reservation (charged)

Items that are more than 50 cm in length on one side cannot be placed at the collection location. Please follow the procedures below.

① When Taking to the Recycling Center

- * Please call the Recycling Center in advance before carrying in.
- * Hours : Weekdays (Mon. through Fri.); 2nd/4th Saturday
8:30 a.m. to 11:30; 13:00 to 16:30
Recycling Center TEL. 0285-39-8844



② When Reserving at the Environmental Protection Section for Garbage Collection

- * The garbage collection day is every Monday (Tuesday if the Monday falls on a holiday)
- * 1,000 yen for one bulky waste item.

Process of "Reserve - Collection"



Please visit the Environmental Protection Section directly or call (TEL. 0285-22-9276/9286) to make an appointment by providing the desired collection date, items to be disposed of, and your address, name and phone number.

Please pay the appropriate fees at the Environmental Protection Section or at any of its branches. A "Bulky Waste Sticker" will be provided at this time.

Reservations will be completed when both phone reservations and fee payments have been completed.

Deadline for reservations

Friday at noon of the previous week when garbage collection is reserved (Thursday, if that day falls on a holiday)

Please be sure to place the bulky waste item outside at a location convenient for the truck to pick it up by 8:00 a.m. on the reserved day. (Parking lots, etc.) Also, apply a "Bulky Waste Sticker" to a visible location on the bulky waste item.

- * Refrain from putting out garbage where it may be a nuisance to others!
- * We do not provide services for carrying garbage out from inside of the building.

Contractors delegated by the City Office will confirm the sticker and collect the garbage.

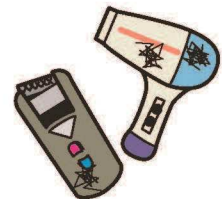

- * There is no need to be present at time of collection.

Free Collection System for Used Small Household Appliances

The city of Oyama has started a free collection service for used small household appliances for utilizing useful metal resources (gold, silver, copper, rare metals, etc.) as of October 2014, accompanying the enforcement of the Act on Promotion of Recycling of Small Waste Electrical and Electronic Equipment in April 2013. Please refer to the following regarding items designated for collection.

Small Household Appliances Designated for Recycling

- ① Phones, fax machines, and other wired communications equipment
- ② Mobile phones, PHS handsets, and other wireless communications equipment
- ③ Digital cameras, camcorders, DVD recorders, and other video equipment
- ④ Digital audio players, stereos, and other electronic audio equipment
- ⑤ PCs
- ⑥ Magnetic disk devices, optical disk devices, and other storage devices
- ⑦ Printers and other printing devices
- ⑧ Display and other display devices
- ⑨ e-book devices
- ⑩ Electric sewing machines
- ⑪ Electric grinders, electric drills, and other electric power tools
- ⑫ Electronic calculators and other electric office machinery or apparatuses
- ⑬ Film cameras
- ⑭ Rice cookers, microwave ovens, and other electrical kitchen machinery or appliances
- ⑮ Electric irons, vacuum cleaners, and other electrical machinery or appliances for clothing or hygiene use
- ⑯ Electric kotatsu (table with a heater), electric heaters, and other electrical machinery or appliances for heat insulation
- ⑰ Hair dryers, electric razors, and other electrical machinery or appliances for hair dressing
- ⑱ Fluorescent lights and other electric light fixtures
- ⑲ Game consoles and other electronic/electric toys
- ⑳ Accessories to the above machinery and appliances (remote controls, battery chargers, etc.)



[important]

- Be sure to erase any personal information!
- Make sure that the batteries are removed!
- Be aware that small household appliances, once put into the collection box, will not be returned.
- TVs, air conditioners, refrigerators, freezers, washing machines, and clothes dryers cannot be put out for disposal.

Collection System for Small Household Appliances

Collection System for Small Household Appliances

Please place items into the collection boxes for small household appliances installed in the public facilities listed on the following page.

* Note that the size of the collection box slot is 15 cm × 30 cm.

* Small household appliances that are too large to be put into the collection box slot directly can be carried to the Recycling Center.

**Collection box slot
(H 15 cm × W 30 cm)**



* Items that are more than 50 cm in length (bulky waste) and PCs cannot be placed in the collection location! Do not put them into the collection box; instead, please carry them directly to the Recycling Center.

Collection Box Locations

Oyama City Office	Oyama-higashi Branch	Oyama-jōnan Branch
Ōtani Branch	Mamata Branch	Namai Branch
Samukawa Branch	Toyoda Branch	Naka Branch
Hozumi Branch	Kuwa Branch	Kinu Branch
Recycling Center	* Make sure to bring items only during the operating hours.	

* Operating hours for each facility

Oyama City Office and each branch listed above (except for the Oyama-jōnan Branch)

【Operating Days】 Monday through Friday (except for holidays and new year/year-end holidays)

【Operating Hours】 8:30 to 17:15

Oyama-jōnan Branch

【Operating Days】 Tuesday through Sunday (except for holidays and new year/year-end holidays)

【Operating Hours】 8:30 to 17:15

Recycling Center

【Operating Days】 Monday through Friday (except for holidays and new year/year-end holidays)
2nd/4th Saturday (open if holidays fall on Saturdays)

【Operating Hours】 8:30 to 11:30; 13:00 to 16:30

Recycling of PCs in Accordance with the Law for the Promotion of Effective Utilization of Resources

To dispose of PCs that are no longer usable, use the individual PC manufacturer's reclamation system as well as the free collection system for used small household appliances.




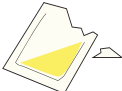


* For detailed information, please contact each manufacturer or the PC3R Promotion Association.

【PC3R Promotion Association】

◆TEL 03-5282-7685 ◆<http://www.pc3r.jp/>

Separation and Disposal of Home Medical Waste

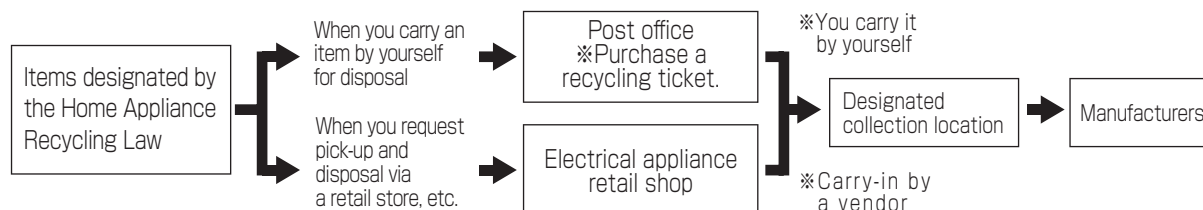
In recent years, opportunities to receive a nursing visit or medical treatment at home have been increasing, and this creates types of household garbage that have not been an issue before. Please sort these types of garbage as combustible garbage, plastic containers/packaging, and non-combustible garbage, and dispose of them as specified below.

Separation	Item	Separation and disposal
Items that can be placed in the garbage collection location	Disposable diapers, intravenous drip packs, CAPD packs, tubes, catheters (remove filth and remnants), absorbent cotton, gauze (limited to non-infectious items), test papers, unused drugs, external medicine bags (paper), drug containers (without a "Pura mark"), 	【 Combustible 】 Please take out the combustible garbage on its collection day (wrapped in paper).
	external medicine bags, packaging materials, containers (with a "Pura mark"), 	【 Plastic containers 】 Please take out the plastic container/packaging garbage on its collection day.
	empty bottles of drugs, disinfectants, etc., 	【 Non-combustible 】 Please take out the non-combustible garbage on its collection day.
Items that cannot be placed in the garbage collection location	infectious waste such as syringes, needles, tubes and needles attached to catheters, etc. 	Please consult with your home doctor.

Garbage That Cannot Be Collected

TV sets, air conditioners, refrigerators, freezers, washing machines, and clothes dryers (Home Appliance Recycling Law)

Currently four types of household electrical appliances (TV sets, air conditioners, refrigerators/freezers, and washing machines/clothes dryers) are required by law to be recycled. There are two methods for disposal: purchase a recycling ticket at a post office and carry them to the designated collection location by yourself; or ask the shop where you bought that appliance or a nearby electrical appliance retail shop to pick them up.



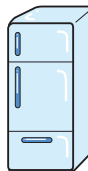
【Items designated by the Home Appliance Recycling Law】




TV sets



Air conditioners



Refrigerators, freezers



Refrigerators, freezers

* There are no designated collection locations for items designated by the Home Appliance Recycling Law in Oyama City. If you wish to carry in one of the above four types of household electrical appliances for disposal, please contact the companies listed below.

【Nearby designated collection locations】

- ① Kyoudou Rikuun Co., Ltd. (474-4 Shizuwa, Iwafune-machi, Tochigi City; TEL. 0282-28-6320)
- ② Head Office, Heiwa Transport Co., Ltd. (365-1 Shimo-kido, Shimotsuma City, Ibaraki Prefecture; TEL. 0296-43-3653)

Fire Extinguishers




Please check at the shop where you bought the product or the Fire Extinguisher Recycling Promotion Center for your nearest recycling contact.

【Fire Extinguisher Recycling Promotion Center, Inc.】


◆TEL 03-5829-6773 ◆<http://ferpc.jp/>

Difficult Items to Dispose of

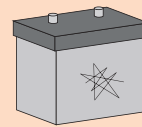
* Please consult with the shop where you bought the product or a professional disposal company.



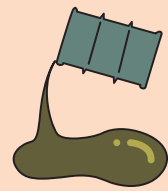
Vehicles
(Act on Recycling, etc. of
End-of-Life Vehicles.(End-
of-Life Vehicles Recycling
Law))



Bikes
(two-wheel vehicle)



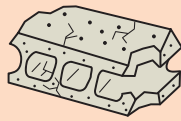
Batteries



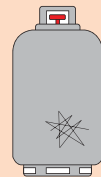
Waste oil



Used tires
and
wheels




Concrete blocks



Gas cylinders



Pianos



Agricultural
instruments



Agricultural
chemicals



Paint



Medical
equipment



Ash



Stones,
sand, soil, etc.

Business waste

Trash from business activities such as restaurants, shops, offices, factories and farms, must be handled at the responsibility of the operators. (Section 3 of the Waste Management Law)

Among different types of business-related waste, general waste should be directly carried into the Central Sanitation Center (charged) or be handled by a general waste transport operator certified by the City. (For information on operators with certification, go to the Oyama City website [<http://www.city.oyama.tochigi.jp/>] or contact the Waste Countermeasures Division of the Environmental Protection Section.) For industrial waste, please contact Tochigi Industrial Waste Association (TEL. 028-632-5575; <http://www.tochigi-sanpai.or.jp/>) .

Bringing your own Household Garbage and Recyclable 家庭ごみと資源物の持ち込み先

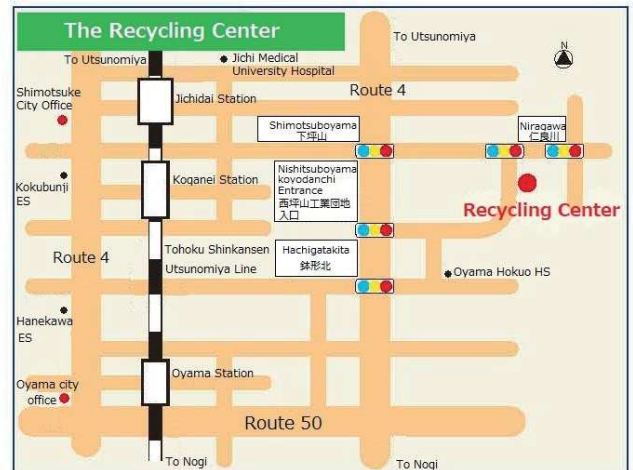
[Days open] Mon. to Fri. (excluding public holidays)

Every 2nd / 4th Saturday of the month (open even on public holidays)

[Opening hours] 8:30 a.m. to 11:30 a.m. / 1:00 p.m. to 4:30 p.m.

[About bringing garbage] ○ : Possible × : Not Possible

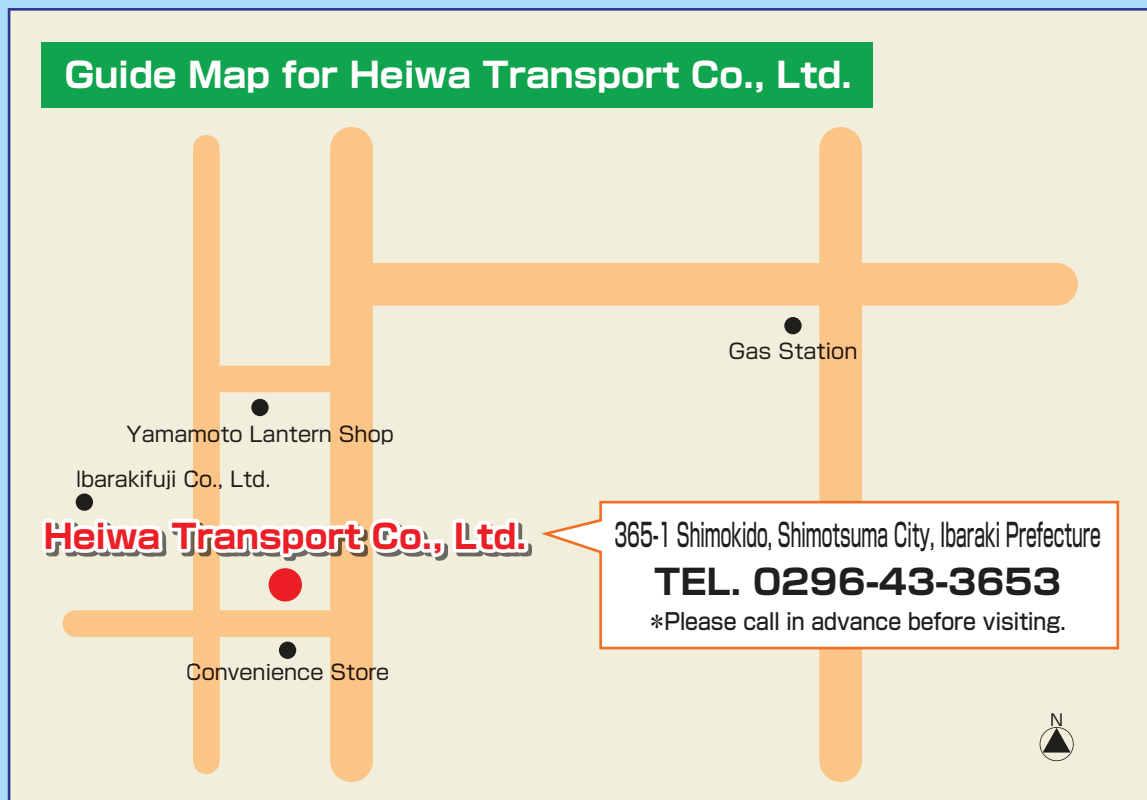
Types of Garbage and Recyclable Waste	Tree Cuttings	Combustible Garbage	Plastic containers /packaging	Paper/ Cloth	Glass bottles /cans/ PET bottles	Non-com-bustible garbage	Hazardous waste	Bulky waste (except futon, tatami))	Bulky waste (Futon and Tatami)
Location									
Central Sanitation Center 576-15 Shiozawa, Oyama City ☎0285-24-3194	×	○	×	○	×	×	×	×	○
Recycling Center 1632 Shimotsuboyama, Shimotsuke City ☎0285-39-8844	×	×	×	×	○	○	○	○	×
Nambu Sanitation Center 1513-2 Minami-akatsuka, Nogi ☎0280-33-3310	○	×	○	×	×	×	×	×	×



Collection Locations Designated by the Home Appliance Recycling Law
 (TV sets, air conditioners, refrigerators, freezers, washing machines, and clothes dryers)



Collection Locations Designated by the Home Appliance Recycling Law
 (TV sets, air conditioners, refrigerators, freezers, washing machines, and clothes dryers)



Tips for reducing the amount of garbage made

1. Carry reusable bags when shopping instead of receiving plastic shopping bags, etc. at the checkout counter. (Eco/Recycling promoting shops may offer you some benefits when you use your bags.)
2. Make sure to drain any excess fluids when throwing kitchen garbage away. (There are subsidies for purchasing a food waste disposer for household use.)
3. Plants and trees, etc. should be dried out if they are to be thrown away as combustible garbage.
4. Refill soap, shampoo, etc.
5. Check the inside of the refrigerator or freezer frequently to prevent buying too much food.
6. Buy home electric appliances that will last a long time and handle them with care.
7. Do not order too much when dining out. (No leftovers.)

**Waste Countermeasures Division,
Environmental Protection Section,
Department of Civil Affairs,
Oyama City Office**

1-1-1 Chuo-cho, Oyama City

☎0285-22-9276/9286

<http://www.city.oyama.tochigi.jp/>